

North Carolina Heat Report

May 1-September 30, 2015



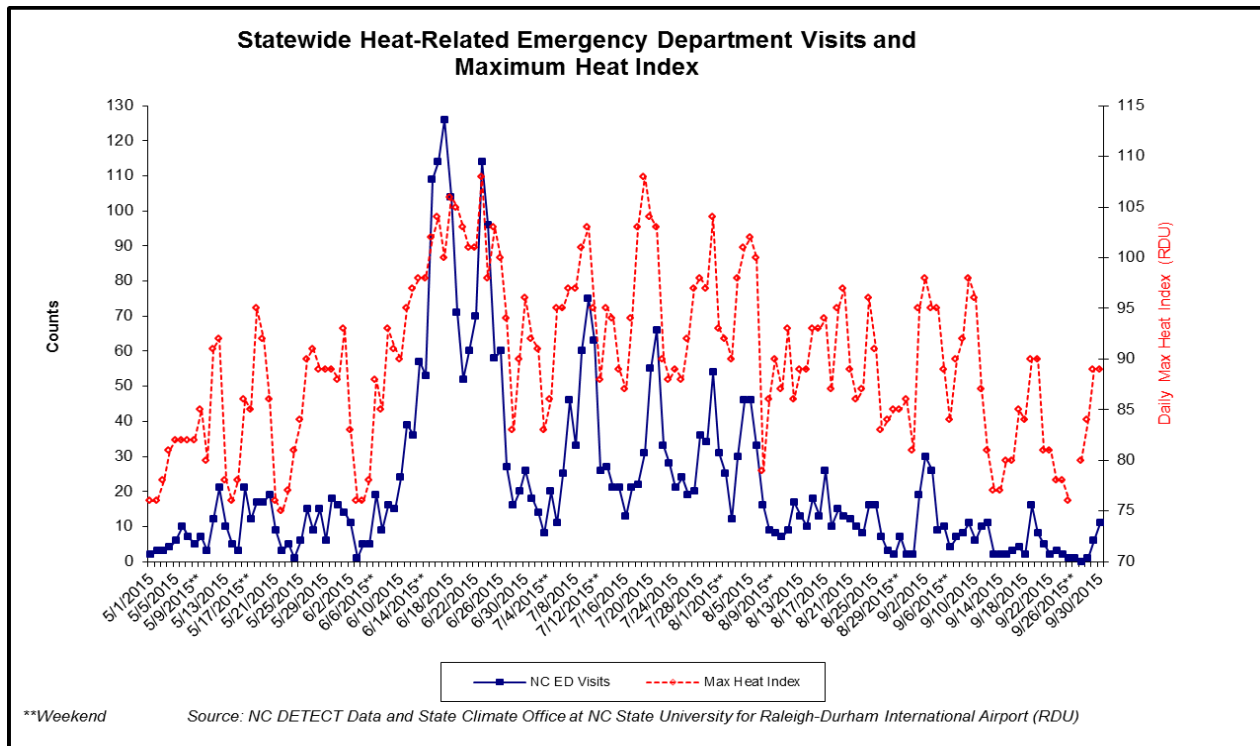
2015 Season Summary

- ☀ Daily maximum heat indices ranged from 75°F in May to 108°F in June and July (median = 90°F) at Raleigh-Durham International Airport (RDU) (Figure 1)
- ☀ During the June heatwave (June 15-24), 916 emergency department visits for heat-related illnesses were observed, and daily maximum heat indices of 98°F - 108°F were recorded at RDU (Figure 1)

Key Emergency Department Data

- ☀ Approximately 3,376 heat-related illnesses were identified in emergency department visit records
- ☀ 73% of emergency department visits were among males (Table 1)
- ☀ The number of emergency department visits for heat-related illness was highest among 25-64 year olds (Figure 2)
- ☀ The rate of emergency department visits was highest among 19-24 year olds (Table 2)
- ☀ Approximately one-quarter of all persons aged 65 and older who visited the emergency department for a heat-related illness were hospitalized (Table 3)
- ☀ Common references in emergency department visit notes were for working outside (e.g., construction, roofing, landscaping) and recreation (e.g., running, football)
- ☀ The majority of emergency department visits were seen in hospitals in the Piedmont and Coastal regions, with a large proportion of these in hospitals in the Sandhills sub-region¹

Figure 1. Emergency department visits for heat-related illness and daily maximum heat index (RDU airport), 5/1/15 to 9/30/15, North Carolina.



¹The Sandhills sub-region is comprised of the following counties from the Piedmont and Coastal regions: Bladen, Cumberland, Harnett, Hoke, Lee, Montgomery, Moore, Richmond, Robeson, and Scotland.

Figure 2. Emergency department visits for heat-related illness by age group, 5/1/15 to 9/30/15, North Carolina.

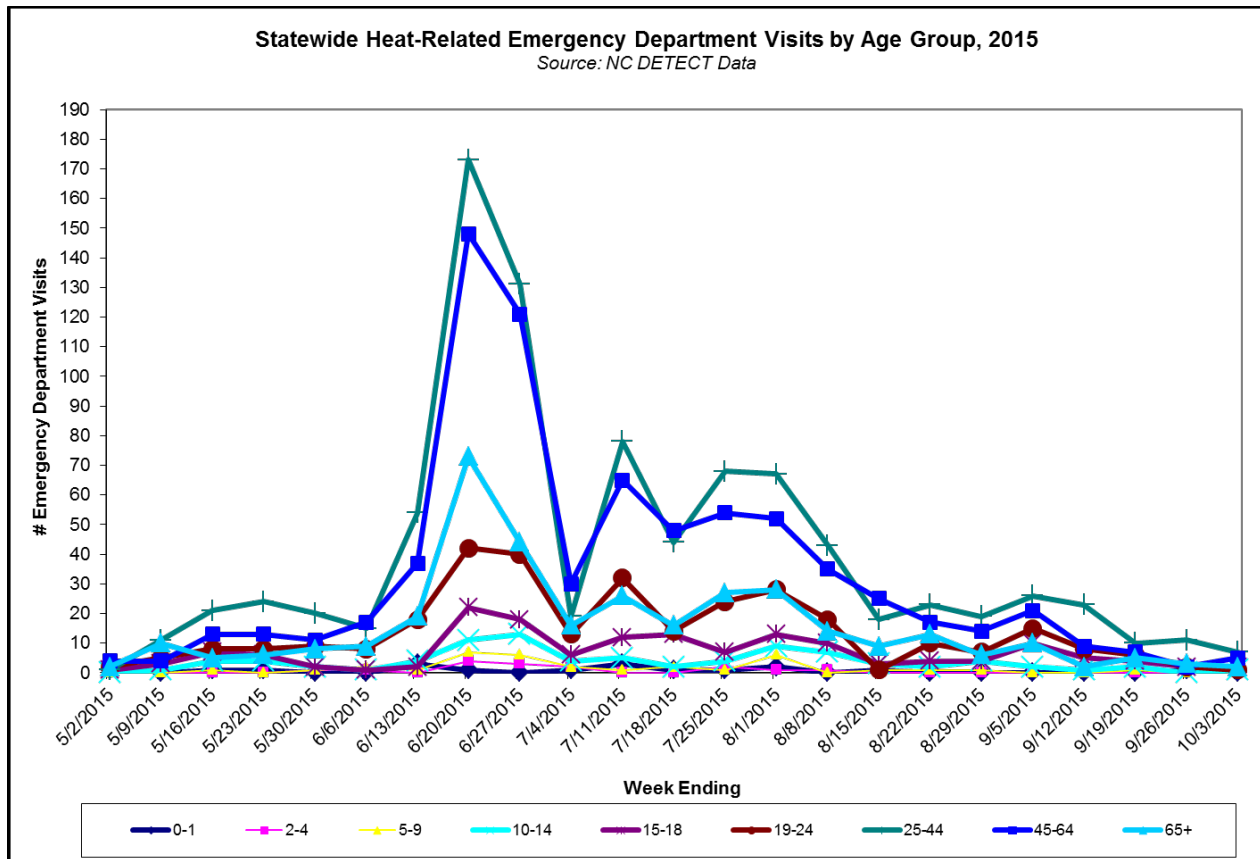


Table 1. Emergency department visits for heat-related illness by sex, 5/1/15 to 9/30/15, North Carolina.

Sex	N (%)
Male	2,479 (73)
Female	897 (27)
Total	3,376

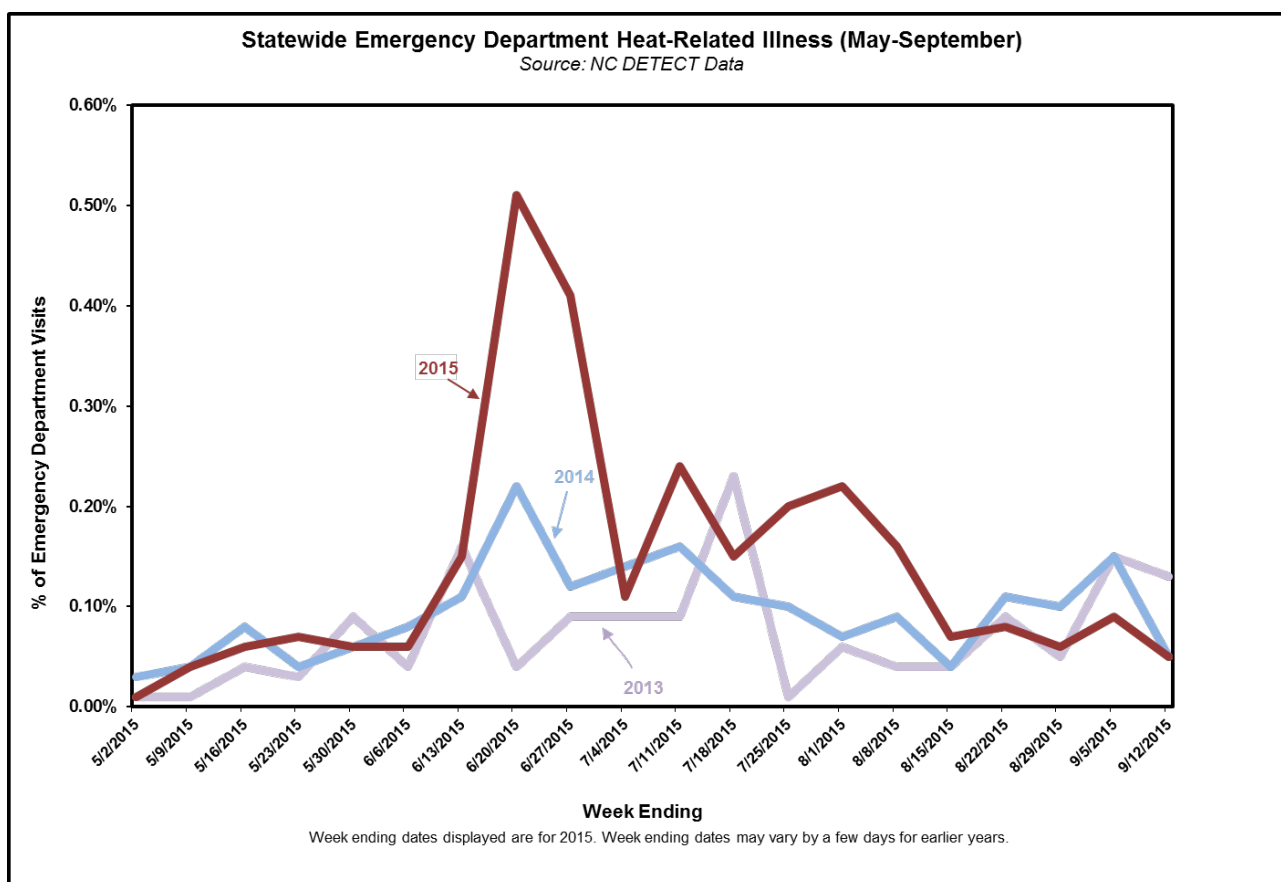
Table 2. Emergency department visits for heat-related illness by age group, 5/1/15 to 9/30/15, North Carolina.

Age group (yrs)	N (%)	Rate of emergency department visits for heat-related illness, per 100,000 people
0-14	181 (5)	9
15-18	187 (6)	36
19-24	410 (12)	48
25-44	1,188 (35)	46
45-64	957 (28)	37
65+	453 (13)	31
Total	3,376	34

Table 3. Number of hospital admissions from heat-related illness emergency department visits by age group, 5/1/15 to 9/30/15, North Carolina.

Age group (yrs)	Admitted to hospital N (% of age group)	Discharged from emergency department N (% of age group)	Other/Unknown N (% of age group)	Total
0-14	4 (2)	165 (91)	12 (7)	181
15-18	5 (3)	165 (88)	17 (9)	187
19-24	24 (6)	355 (87)	31 (8)	410
25-44	80 (7)	996 (84)	112 (9)	1,188
45-64	131 (14)	726 (76)	100 (10)	957
65+	113 (25)	291 (64)	49 (11)	453

Figure 3. Emergency department visits for heat-related illness for selected years, 2013 to 2015, North Carolina.



NOTE: Emergency department visit records and maximum heat indices were obtained from NC DETECT and the State Climate Office at NC State University, respectively. Heat-related illness is captured through a near real-time keyword search for ‘heat,’ ‘hot,’ ‘hyperthermia,’ ‘heat exhaustion,’ and ‘heat stroke’ in chief complaint or triage notes of emergency department records or a diagnosis code for heat-related illness. These figures present an estimate of the number of emergency department visits for heat-related illness. Please contact lauren.thie@dhhs.nc.gov for more information.

Disclaimer: The North Carolina Disease Event Tracking and Epidemiologic Collection Tool (NC DETECT) is an advanced, statewide public health surveillance system. NC DETECT is funded with federal funds by North Carolina Division of Public Health (NC DPH), Public Health Emergency Preparedness Grant (PHEP), and managed through a collaboration between NC DPH and the University of North Carolina at Chapel Hill Department of Emergency Medicine’s Carolina Center for Health Informatics (UNC CCHI). The NC DETECT Data Oversight Committee does not take responsibility for the scientific validity or accuracy of methodology, results, statistical analyses, or conclusions presented. The NC DETECT Data Oversight Committee (DOC) includes representatives from the NC DPH, UNC NC DETECT Team and NC Hospital Association.